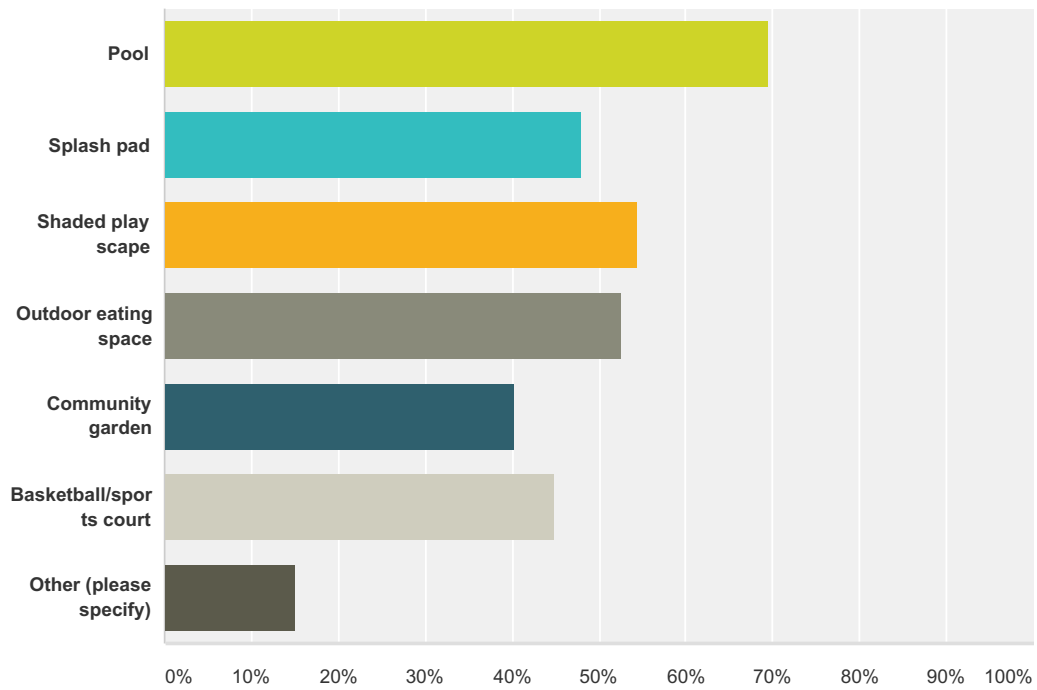


### Q1 What item(s) would you like to see at the park? (choose as many as you'd like)

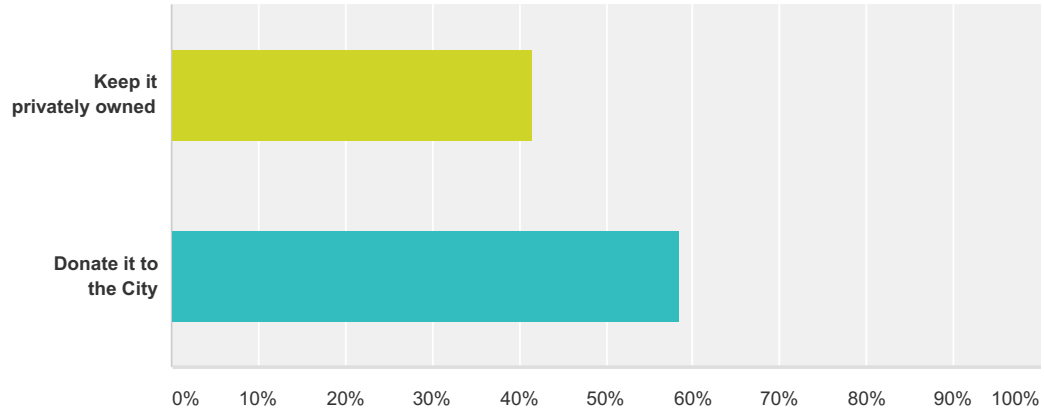
Answered: 154 Skipped: 3



Answer Choices	Responses
Pool	69.48% 107
Splash pad	48.05% 74
Shaded play scape	54.55% 84
Outdoor eating space	52.60% 81
Community garden	40.26% 62
Basketball/sports court	44.81% 69
Other (please specify)	14.94% 23
<b>Total Respondents: 154</b>	

**Q2 SBNA may have the opportunity to donate the park property to the city for them to operate as a pocket park. Would you support donating the property to the City?**

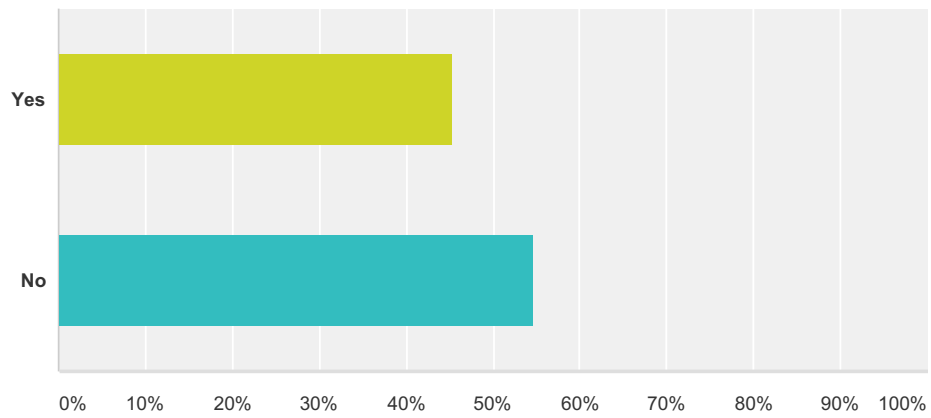
Answered: 154 Skipped: 3



Answer Choices	Responses
Keep it privately owned	41.56% 64
Donate it to the City	58.44% 90
<b>Total</b>	<b>154</b>

### Q3 Can you volunteer your time to help revive the park area?

Answered: 150 Skipped: 7



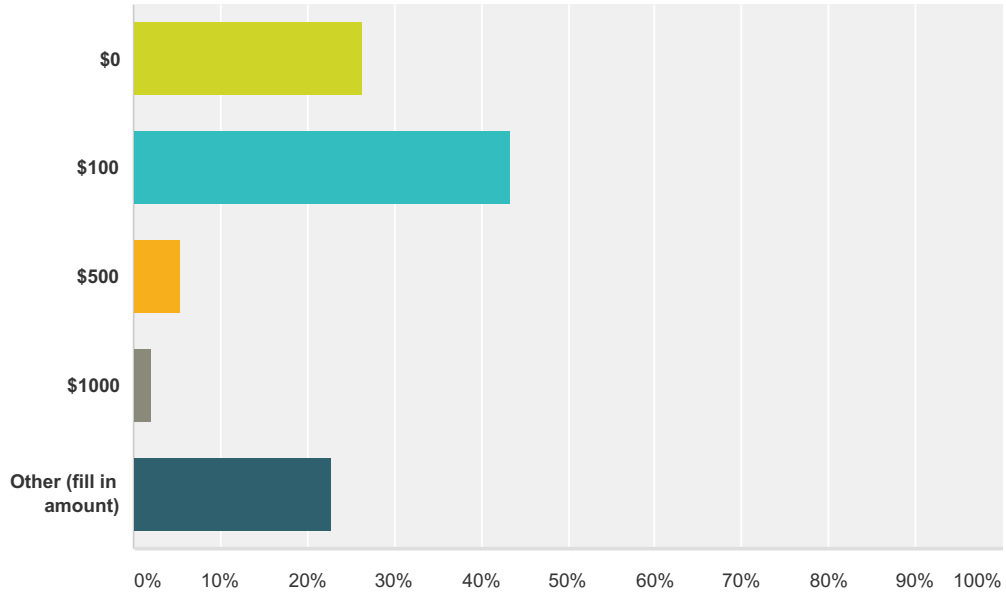
Answer Choices	Responses	
Yes	45.33%	68
No	54.67%	82
<b>Total</b>		<b>150</b>

**Q4 If you have in-kind donations to help revive the park area, please tell us about that here.**

Answered: 13 Skipped: 144

### Q5 How much would you be willing to donate to revive the park area on Oak Meadow?

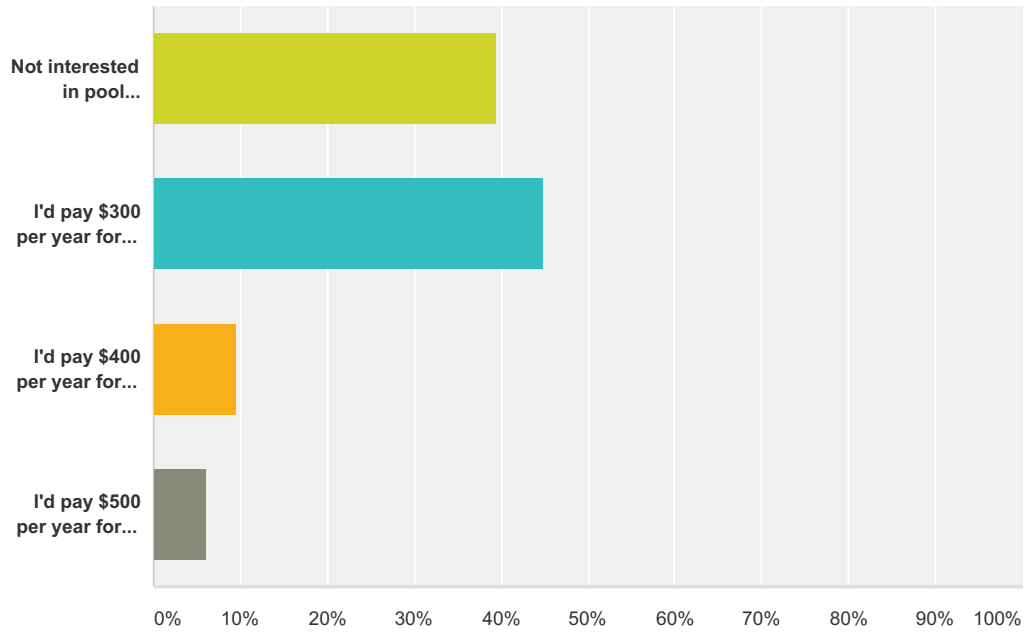
Answered: 145 Skipped: 12



Answer Choices	Responses	
\$0	26.21%	38
\$100	43.45%	63
\$500	5.52%	8
\$1000	2.07%	3
Other (fill in amount)	22.76%	33
<b>Total</b>		<b>145</b>

**Q6 If we choose to have a pool it would require paid membership. Amount would depend on number of members. How much would you be willing to pay for a year membership at the pool? Memberships would cover all household residents.**

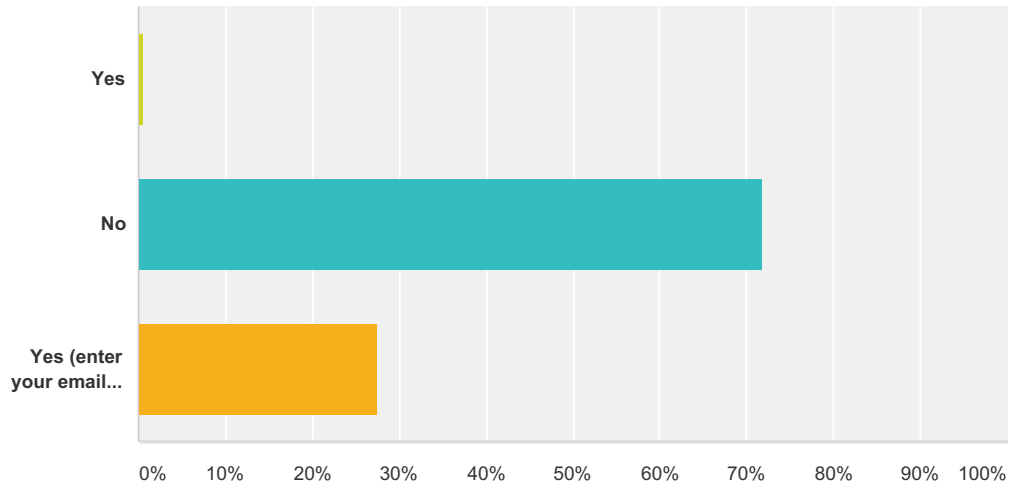
Answered: 147 Skipped: 10



Answer Choices	Responses
Not interested in pool membership	39.46% 58
I'd pay \$300 per year for my household	44.90% 66
I'd pay \$400 per year for my household	9.52% 14
I'd pay \$500 per year for my household	6.12% 9
<b>Total</b>	<b>147</b>

### Q7 We would need over 100 pool members to gather enough funds for the pool. Would you be willing to do some outreach and talk to neighbors about joining?

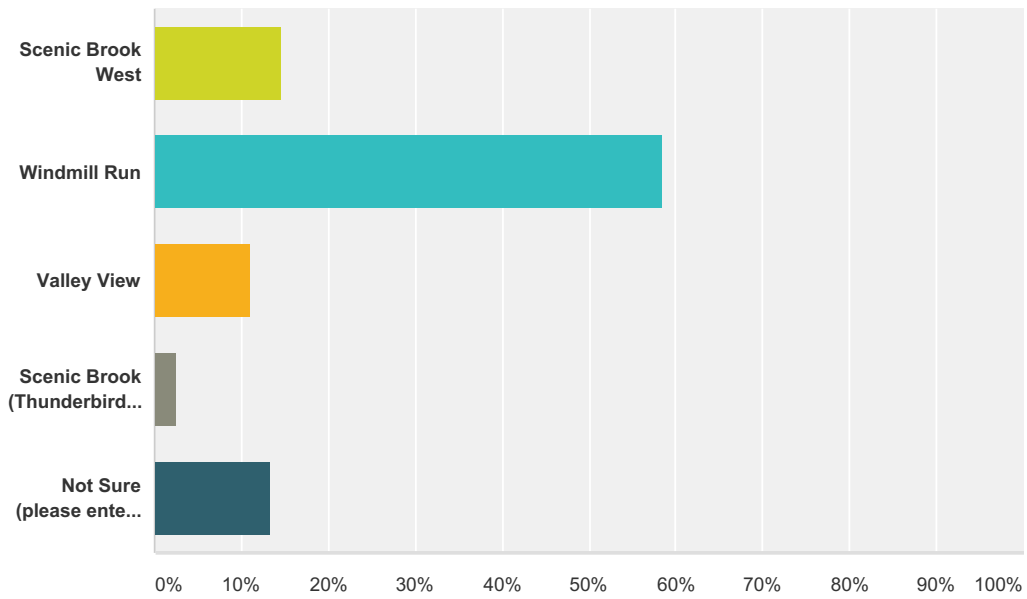
Answered: 149 Skipped: 8



Answer Choices	Responses
Yes	0.67% 1
No	71.81% 107
Yes (enter your email below)	27.52% 41
<b>Total</b>	<b>149</b>

### Q8 Please select your neighborhood

Answered: 82 Skipped: 75



Answer Choices	Responses
Scenic Brook West	14.63% 12
Windmill Run	58.54% 48
Valley View	10.98% 9
Scenic Brook (Thunderbird Road)	2.44% 2
Not Sure (please enter your address)	13.41% 11
<b>Total</b>	<b>82</b>